

# HOLIDAY



Name: \_\_\_\_\_

Grade: 1

Section : \_\_\_\_\_

Roll no: \_\_\_\_\_





**Instructions for Students.**

- Prepare for upcoming Periodic Test -1.
- Read story book to improve spoken English.
- Learn Tables from (1 to 10).
- Practice cursive writing daily.
- Colour the pictures where ever necessary.
- Do the holiday homework neatly and submit it on reopening day of the school on 10<sup>th</sup> June 2026.



ENGLISH

# SENTENCE BUILDING WORKSHEETS

*Unscramble the words to make a correct sentence.*

*Write the sentence correctly on the line.*

1. is / cake / the / sweet

-----

2. dog / the / running / is

-----

3. blue / sky / the / is

-----

4. have / I / apple / an

-----

5. book / like / I / this

-----

6. play / we / park / the / at

-----

7. she / doll / a / has

-----

8. eat / I / rice / and / fish

-----

9. cat / a / is / there

-----

10. school / we / to / go

-----

Q.1 Fill in the blanks with the letters given below to make new words:

| <u>"OO" words</u> | <u>"ang" words</u> | <u>"th" words</u> |
|-------------------|--------------------|-------------------|
| C        L        | S                  | IS                |
| T        L        | R                  | AT                |
| ST       L        | H                  | ESE               |
| B R       M       | B                  | ERE               |
| R        M        | G                  | OSE               |

| <u>"WH" words</u> | <u>"ING" words</u> | <u>"CH" words</u> |
|-------------------|--------------------|-------------------|
| EN                | S                  | AIN               |
| ERE               | R                  | ALK               |
| Y                 | K                  | IRP               |
| AT                | B R                | AIR               |
| O                 | ST R               | AT                |


Q.2 MATCH THE OPPOSITE WORDS:-

1. Up : Less
2. Hot : Ugly
3. Big : Cold
4. Beautiful : Small
5. More : Down

## SWEET NOUNS

Q.3 Read the nouns on the candy. Use the colour code to colour the candy

Colour Code : person – red, place - green  
thing – pink animal - blue



MATHS

**Numbers**

Write the following numbers in words.

1 \_\_\_\_\_

11 \_\_\_\_\_

2 \_\_\_\_\_

12 \_\_\_\_\_

3 \_\_\_\_\_

13 \_\_\_\_\_

4 \_\_\_\_\_

14 \_\_\_\_\_

5 \_\_\_\_\_

15 \_\_\_\_\_

6 \_\_\_\_\_

16 \_\_\_\_\_

7 \_\_\_\_\_

17 \_\_\_\_\_

8 \_\_\_\_\_

18 \_\_\_\_\_

9 \_\_\_\_\_

19 \_\_\_\_\_

10 \_\_\_\_\_

20 \_\_\_\_\_



Count by 1 from 1 to 100

|    |    |    |    |    |    |  |    |  |    |     |
|----|----|----|----|----|----|--|----|--|----|-----|
| 1  | 2  |    |    |    | 6  |  |    |  |    |     |
|    |    | 13 |    | 15 |    |  |    |  |    | 20  |
|    |    |    |    | 25 |    |  | 27 |  |    |     |
|    | 32 | 33 |    |    |    |  | 37 |  | 39 | 40  |
|    |    |    |    | 45 |    |  |    |  |    |     |
|    | 52 |    |    |    |    |  | 57 |  |    |     |
| 61 |    |    |    | 65 |    |  | 67 |  |    |     |
| 71 |    |    |    |    | 76 |  |    |  |    |     |
|    |    |    |    |    | 86 |  |    |  |    |     |
|    | 92 |    | 94 | 95 |    |  |    |  |    | 100 |

Arrange the following numbers in ascending order.

1. 17, 75, 19, 28

\_\_\_\_\_

2. 40, 54, 24, 83

\_\_\_\_\_

3. 84, 66, 92, 100

\_\_\_\_\_

4. 48, 87, 12, 21

\_\_\_\_\_

5. 81, 55, 90, 27

\_\_\_\_\_

6. 73, 51, 91, 09

\_\_\_\_\_

Arrange the following numbers in descending order.

1. 63, 85, 17, 99

\_\_\_\_\_

2. 30, 34, 82, 53

\_\_\_\_\_

3. 14, 43, 22, 75

\_\_\_\_\_

4. 53, 97, 62, 98

\_\_\_\_\_

5. 69, 48, 91, 72

\_\_\_\_\_

6. 27, 63, 81, 40

\_\_\_\_\_


EVS

Q.1.Name the parts of the body.



**My Body**

Use these labels to name the parts of the body.

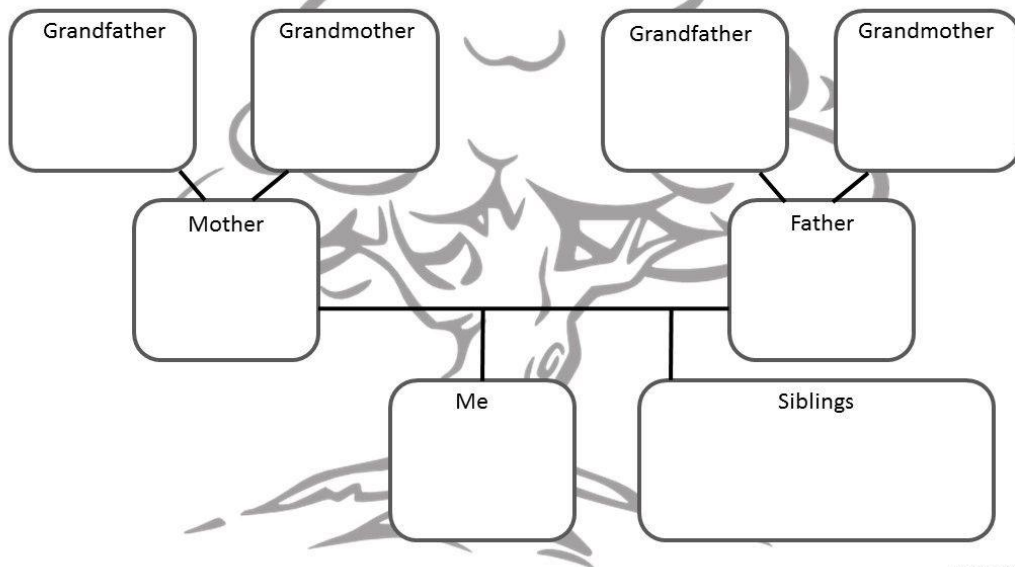
|      |          |       |      |       |
|------|----------|-------|------|-------|
| eye  | foot     | nose  | knee | ankle |
| head | shoulder | neck  | hand |       |
| arm  | mouth    | elbow | leg  |       |



Q.2.Write the names of the games in the table below.

| <b>INDOOR GAMES</b>  | <b>OUT DOOR GAMES</b>  |
|---|---|
|   |   |

# My Family Tree



KINDERGARTENPRINTABLES.COM

## Fill in the blank.

1. Our \_\_\_\_\_ help us to smell.
2. Our \_\_\_\_\_ help us to taste.
3. Our skin help us to \_\_\_\_\_.
4. Our \_\_\_\_\_ help us to hear.
5. Our eyes help us to \_\_\_\_\_.

## Tick the correct options.

1. We have \_\_\_\_\_ two / three legs.
2. We write with our \_\_\_\_\_ hands / legs.
3. Our eyes are on \_\_\_\_\_ chin / face.
4. We smell with our \_\_\_\_\_ nose / ears.
5. We walk with our \_\_\_\_\_ hands / legs.

## Circle the fruit that we get from plants.

1. Potato. Apple, Banana, Lemon.
2. Egg, Meat, Milk, Pine apple.
3. Honey, Grapes, Tomato, Brinjal.

HINDI

VARNAMALA (वर्णमाला)

NAME: \_\_\_\_\_

GRADE: \_\_\_\_\_

I. खाली जगह भरो। (स्वर)

\_\_\_\_\_ आ \_\_\_\_\_ ई \_\_\_\_\_ ऊ \_\_\_\_\_

ए \_\_\_\_\_ औ \_\_\_\_\_

II. खाली जगह भरो। (व्यंजन)

\_\_\_\_\_ ख \_\_\_\_\_ ड

च \_\_\_\_\_ ज

\_\_\_\_\_ ण

त \_\_\_\_\_ न











\_\_\_\_\_ ब \_\_\_\_\_ म

य \_\_\_\_\_

श \_\_\_\_\_

क्ष \_\_\_\_\_

चित्र गिनो और उनके अनुसार हिंदी के अंक और अंको के नाम लिखो।


| चित्र   | हिंदी अंक | अंको के नाम |
|---|-----------|-------------|
|  | .....     | .....       |
|  | .....     | .....       |
|  | .....     | .....       |
|  | .....     | .....       |
|  | .....     | .....       |
|  | .....     | .....       |
|  | .....     | .....       |
|  | .....     | .....       |
|  | .....     | .....       |
|  | .....     | .....       |

गुब्बारों में रंगों के नाम के अनुसार रंग भरो।



## बिंदु मिलान

व्यंजनों का मिलान करें और चित्र पूरा करके रंग भरे



MARATHI

1. रिकाम्या जागी योग्य व्यंजन लिहा.

|   |   |   |     |     |
|---|---|---|-----|-----|
| क | ख |   |     | ड   |
| च |   | ज |     | त्र |
|   | ठ | ड |     | ण   |
|   | थ |   | ध   |     |
| प |   | ब | भ   |     |
| य | र |   |     | श   |
|   |   | ह | क्ष |     |
| ज |   |   |     |     |

(१)  
अ  
आ  
इ  
ई  
उ  
ऊ



1. खालील संख्या वाचा आणि लिहा.

|    |     |  |  |
|----|-----|--|--|
| १  | एक  |  |  |
| २  | दोन |  |  |
| ३  | तीन |  |  |
| ४  | चार |  |  |
| ५  | पाच |  |  |
| ६  | सहा |  |  |
| ७  | सात |  |  |
| ८  | आठ  |  |  |
| ९  | नऊ  |  |  |
| १० | दहा |  |  |

2. खालील दिलेले चित्र पूर्ण करा.

